



Chicago Pneumatic



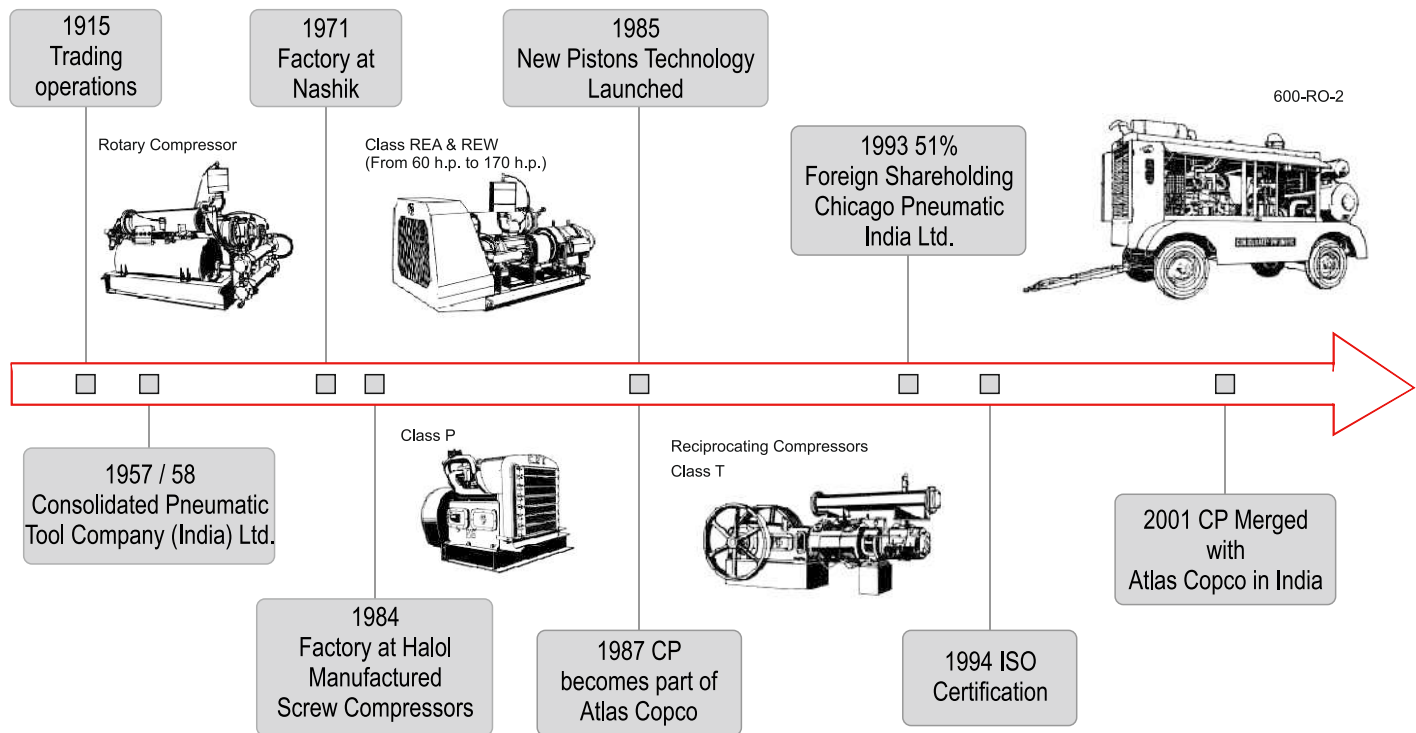
CPB
CPC
CPD

People. Passion. Performance.

Who We Are



History & Milestones – India



Our Commitment



People.



Passion.



Performance.

We are passionate about performance.

Screw Element



Main Benefits:

- Excellent performance
- Assured reliability
- Longer life
- Continuous duty operation
- Lower oil residual in compressed air
- Pulsation free air

Design for tropical condition

Why tropical design is essential ?

- Pre tensioned flexible drive
- Pre filter panel
- Pressurized canopy
- Natural ventilation passage
- Effective cooling

	European Condition	Tropical Condition
Temp	Max 20°C Min Sub Zero	Max 50°C Min Varying
Enviro'	Dust Free, Pressurized & Ventilated	Dusty & Industrial
Mindset	Use & Throw	Use & Continue using


Quiet Operation

- Rotary screw technology
- Sound enclosure helps in noise reduction



Pressurized canopy and pre filter - unique design feature

- Pre filter avoids any dust entry inside the canopy
- Pre filter maintains cleanliness inside canopy
- Pre filter enhances suction filter element life
- Natural ventilation passage provides smooth and consistent flow of cool ambient air
- Pressurized canopy interior avoids any suction, pressure drop decreases compressor ratio



IVR

The IVR Drive in the compressor, which electronically adjusts the motor's rotation speed, only consumes the energy needed to produce the compressed air required by your application

IVR saves over 35% power and thus ensures faster payback

- Built-in IVR drive for maximum reliability
- Eliminates unloading power to almost 0%
- Regulates pressure within 0.1 bar
- Assures constant power factor
- Assures reduced carbon dioxide emissions save the environment
- Factory tested machine at critical speed to minimize vibration / resonance risk

Life Cycle Cost

Fixed Speed



- Installation 1%
- Maintenance 4%
- Investment 7%
- Electrical Consumption 88%

IVR



- Installation 2%
- Maintenance 2%
- Investment 10%
- Electrical Consumption 57%
- Savings 28%

Reducing electricity consumption means:

- ▶ Lower power costs = **SAVINGS**
- ▶ Lower power consumption = **ENVIRONMENTAL FRIENDLINESS**





Power : 75 to 125 hp
 Pressure : 7, 10, 13 bar
 Capacity : 392 to 554 cfm



Power : 20 to 40 hp
 Pressure : 8, 10, 13 bar
 Capacity : 84 to 150 cfm



Power : 40 to 75 hp
 Pressure : 7, 10, 13 bar
 Capacity : 191 to 306 cfm

Energy Saving with Electronic Regulation

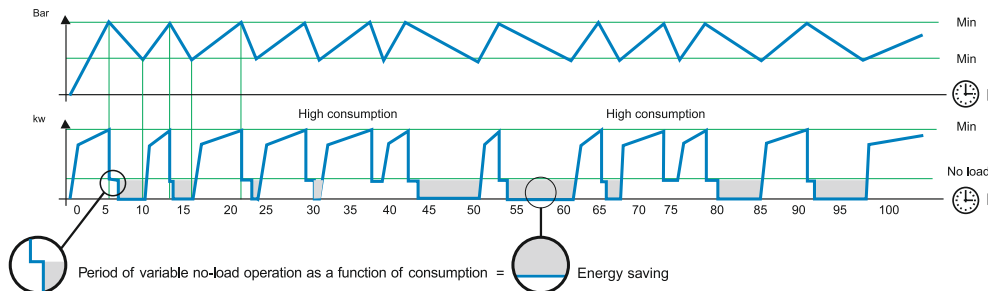
ES 3000 "Energy Saving " Electronic regulation and monitoring system which permits following control & monitoring functions :



- Start stop and reset push buttons (Feather touch control)
- Compressor maintenance program (For warning at pre set hours)
- Compressor warning & shutdown indications (LED indications)
- Compressor working parameters input for ES 3000
- Automatic operation with ENERGY SAVING ES 3000
- Digital indication (LCD display)
- Compressors status indications

Energy saving with "Intelligent Shut-down"

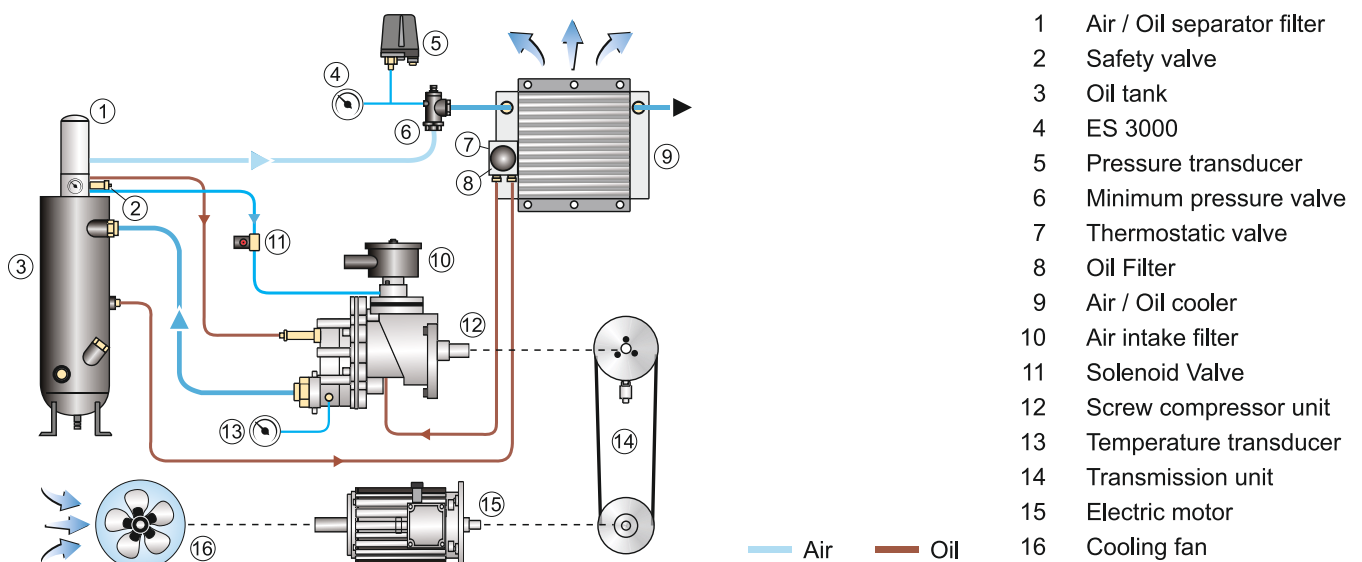
Regulation with the ES3000 controller allows the user to considerably reduce electrical energy consumption in the no-load phase, through the "Intelligent shut-down" feature, by automatically calculating, cycle by cycle, the minimum no-load functioning time, based on air consumption and the maximum number of start-ups per hour programmed.








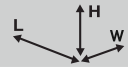
Once maximum pressure has been reached, in the absence of air, even due to lack of need, the compressor switches to no-load. The energy saving is obtained by stopping the compressor. Following the shortest possible no-load. This ensures :

- That the maximum number of start-ups per hour programmed is not exceeded.
- Immediate re-starting in order to satisfy a subsequent requirement of air.

Flow Diagram




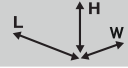


Technical Data

Model						End Connection		
	in bar G	HP	kW	CFM	Noise dB (A)		Weight in kg.	L W H in m.m.
CPB 20	8-10-13	20	15	84-75-58	72	1 1/4"	380	1300 x 775 x 1190
CPB 25	8-10-13	25	18.5	105-97-76	72	1 1/4"	420	1300 x 775 x 1190
CPB 30	8-10-13	30	22	127-114-84	72	1 1/4"	435	1300 x 775 x 1190
CPB 40	8-10-13	40	30	150-123-107	73	1 1/4"	440	1300 x 775 x 1190
CPC 40	7-10-13	40	30	191-152-123	73	1 1/4"	695	1340 x 1100 x 1475
CPC 50	7-10-13	50	37	225-196-150	73	1 1/4"	715	1340 x 1100 x 1475
CPC 60	7-10-13	60	45	275-240-202	73	1 1/2"	790	1590 x 1100 x 1715
CPC 75	7-10-13	75	55	306-275-227	73	1 1/2"	810	1590 x 1100 x 1715
CPD 75	7-10-13	75	55	392-313-253	71	50 NB	1150	1100 x 1930 x 1798
CPD 100	7-10-13	100	75	498-420-367	74	50 NB	1400	1100 x 1930 x 1798
CPD 125	7-10-13	120	90	554-463-403	75	50 NB	1600	1100 x 1930 x 1798

Note : 1. Unit performance measured according to ISO 1217 Ed 3 Annex C. 1996. 2. Noise level measured according to Pneurop / CAGI PN8NTC2.

Technical Data IVR

Model		IVR Cfm		IVR Pressure			End Connection		
	in bar G	Min	Max	Min	Max	Noise dB (A)		Wt. in kg.	L W H in m.m.
CPVR 20/10	10	23	79	4	9	72	1 1/4"	380	1300 X 775 X 1190
CPVR 20/13	13	15	63	7.5	12.5				
CPVR 25/10	10	31	100	4	9	72	1 1/4"	420	1300 X 775 X 1190
CPVR 25/13	13	22	80	7.5	12.5				
CPVR 30/10	10	36	114	4	9	72	1 1/4"	435	1300 X 775 X 1190
CPVR 40-7	7	76	191	4	7	73	1 1/4"	695	1340 x 1100 x 1637
CPVR 40-10	10	61	152	4	9				
CPVR 40-13	13	49	123	7.5	12.5				
CPVR 50-7	7	90	225	4	7	73	1 1/4"	715	1340 x 1100 x 1637
CPVR 50-10	10	78	196	4	9				
CPVR 50-13	13	60	150	7.5	12.5				
CPVR 60-7	7	110	275	4	7	73	1 1/2"	1165	1100 x 1930 x 1765
CPVR 60-10	10	97	241	4	9				
CPVR 60-13	13	81	201	7.5	12.5				
CPVR 75-7	7	157	392	4	7	71	1 1/2"	1735	1100 x 1930 x 1765
CPVR 75-10	10	125	313	4	9				
CPVR 75-13	13	101	252	7.5	12.5				
CPVR 100-7	7	199	498	4	7	74	1 1/2"	1795	1100 x 1930 x 1765
CPVR 100-10	10	168	420	4	9				
CPVR 100-13	13	147	367	7.5	12.5				

Note : 1. Unit performance measured according to ISO 1217 Ed 3 Annex C. 1996.
2. Noise level measured according to ISO2151 / Pneurop / CAGI PN8NTC2.

Chicago Pneumatic: full offer, global presence



TM



TMD



IVR



Filter



Dryer



CPE



Chicago Pneumatic Compressors

Sveanagar, Mumbai Pune Highway, Dapodi,
Pune - 411012 Maharashtra, India

Phone : + (91)-(20) 39852082 / 39853731

Fax : + (91)-(20) 39852093



Design
Manufacture, Sales and
Service of air compressors,
Air dryers and air filters



ISO 9001
Chicago Pneumatic's
Environmental Management System
forms an integral part of each
business process.



ISO 14001
ISO 14001 EMS
forms integral part of
each business process.

Regional Customer Centres

BRANCH	ADDRESS	MOBILE NO.	PHONE	FAX	E-mail
WEST	Rushabh, II Floor, Near American Heart Institute, Ghodbunder Road, Thane (W) 400601	93241 74565	+91-22-39982704	39982714	sales.west@cp.com
NORTH	Unitech Business Park, Tower - A, First Floor, Block - F, Sector -41, South City -I, Gurgaon - 122001	93124 06866	+91-124-3027961	3027973	sales.north@cp.com
EAST	Trinity Plaza, 2nd Floor, East Wing, 84/1A, Topsia Road, (South) Kolkata 700 046	93322 90559	+91-33-22851051	22851052	sales.east@cp.com
CENTRAL	4th Floor, Block A, Amsri Shamira Building, Old Lancer Lines, Secunderabad 500 025	93900 38582	+91-40-27700273 / 74	27700275	sales.central@cp.com
SOUTH	No.1-A, Kushal Garden, Peenya Industrial Area, Peenya 2nd Phase, Bangalore - 560 058	93677 87070	+91-80-39280191	39280175	sales.south@cp.com

Area offices : Ahmedabad, Baroda, Chandigarh, Chennai, Pune

Resident Offices : Coimbatore, Erode, Kochi, Jaipur, Raipur, Vizag

Dealer Representation at :

• Ahmedabad • Aurangabad • Bangalore • Baroda • Bhubaneswar • Belgaum • Bellari
• Bhopal • Chandigarh • Chennai • Cochin • Coimbatore • Dehradun • Delhi • Durgapur
• Faridabad • Gandhidham • Gurgaon • Guwahati • Hospet • Hyderabad • Indore • Jaipur
• Jammu • Jamshedpur • Jodhpur • Kanpur • Karimnagar • Kathmandu • Katni • Kolhapur
• Kolkata • Lucknow • Ludhiana • Madurai • Mumbai • Nagpur • Nashik • Nellore • Noida
• Patna • Phuntsholing • Puduchery • Pune • Raipur • Rajkot • Silvassa • Surat
• Thane • Tirupur • Udaipur • Vaizag • Vapi

Toll Free No : 1800 200 0040

www.cp.com