

Chicago Pneumatic: full offer, global presence



Chicago Pneumatic Compressor
 Sveanagar, Mumbai Pune Highway, Dapodi,
 Pune - 411012 Maharashtra, India
 Phone : + (91)-(20) 39852082 / 39853731
 Fax : + (91)-(20) 39852093



Design
 Manufacture Sales and
 Service of air compressors,
 Air dryers and air filters



ISO 9001
 Chicago Pneumatic's
 Environmental Management System
 forms an integral part of each
 business process.



ISO 14001
 ISO 14001 EMS
 forms integral part of
 each business process.

Regional Customer Centres

BRANCH	ADDRESS	MOBILE NO.	PHONE	FAX	E-mail
WEST	Rushabh, II Floor, Near American Heart Institute, Ghodbunder Road, Thane (W) 400601	93241 74565	+91-22-39982704	39982714	sales.west@cp.com
NORTH	Unitech Business Park, Tower - A, First Floor, Block - F, Sector -41, South City -I, Gurgaon - 122001	93124 06866	+91-124-3027961	3027973	sales.north@cp.com
EAST	Trinity Plaza, 2nd Floor, East Wing, 84/1A, Topsia Road, (South) Kolkata 700 046	93322 90559	+91-33-22851051	22851052	sales.east@cp.com
CENTRAL	4th Floor, Block A, Amsri Shamira Building, Old Lancer Lines, Secunderabad 500 025	93900 38582	+91-40-27700273 / 74	27700275	sales.central@cp.com
SOUTH	No.1-A, Kushal Garden, Peenya Industrial Area, Peenya 2nd Phase, Bangalore - 560 058	93677 87070	+91-80-39280191	39280175	sales.south@cp.com

Area offices : Ahmedabad, Baroda, Chandigarh, Chennai, Pune
 Resident Offices : Coimbatore, Erode, Kochi, Jaipur, Raipur, Vizag

Dealer Representation at :

• Ahmedabad • Aurangabad • Bangalore • Baroda • Bhubaneswar • Belgaum • Bellari
 • Bhopal • Chandigarh • Chennai • Cochin • Coimbatore • Dehradun • Delhi • Durgapur
 • Faridabad • Gandhidham • Gurgaon • Guwahati • Hospet • Hyderabad • Indore • Jaipur
 • Jammu • Jamshedpur • Jodhpur • Kanpur • Karimnagar • Kathmandu • Katni • Kolhapur
 • Kolkata • Lucknow • Ludhiana • Madurai • Mumbai • Nagpur • Nashik • Nellore • Noida
 Patna • Phuntsholing • Puduchery • Pune • Raipur • Rajkot • Silvassa • Surat
 • Thane • Tirupur • Udaipur • Vaizag • Vapi

Toll Free No : 1800 200 0040

© Sense Bite Design Studio, India, June 2012, AIM / CPA / REV 0 / Jul 12 / 3000



www.cp.com

CPA

People. Passion. Performance.

Decades of Innovation

Chicago Pneumatic is founded First single-valve pneumatic hammer	1901
First electric tools and expansion overseas	1904-1905
Chicago Pneumatic develops air tools and rock drills	1904-1913
Simple valves replace mechanical valves on compressors adopted by all compressor manufactures	1912
Chicago Pneumatic tools and equipment are used to build the Empire State Building	1930
Chicago Pneumatic construction equipment is used to construct the Golden Gate bridge	1930s
World's first impact wrench : pneumatic and electric	1939
Famous "Rosie the Riveter" poster showing a Chicago Pneumatic riveting hammer on her lap	1943
Chicago Pneumatic drill bits reach depths approaching 20,000 feet for oil prospecting	1958
Chicago Pneumatic customizes tools for the production of Boeing and Concorde	1960s
The world's first speed ratchet introduced by Chicago Pneumatic at Ford Motor Company	1969
CP 611 impact wrench specifically designed for the NY world Trade Center construction	1969-1970
Breakthrough in critical joints for vehicle assembly with crimpnut tool	1971
Patented two-jaw clutch for impact wrenches	1970s
Hundreds of application specific products developed for construction, vehicle and general industries	1990s
Governed oil-free grinders	2000
The new Chicago Pneumatic design is born	2010

Screw Element



Main Benefits:

- Excellent performance
- Assured reliability
- Longer life
- Continuous duty operation
- Lower oil residual in compressed air
- Pulsation free air

Why tropical design is essential ?

	European Condition	Tropical Condition
Temp	Max 20° C Min Sub Zero	Max 50° C Min Varying
Enviro'	Dust Free, Pressurized & Ventilated	Dusty industrial
Mindset	Use & Throw	Use & Continue using

Design for tropical condition:

- Pre tensioned flexible drive
- Pre filter panel
- Pressurized canopy
- Natural ventilation passage
- Effective cooling


A Complete Compressed Air Package - CPA TMD 500



Compressor + Receiver + Pre Filter + Dryer + Post Filter = CPA TMD

Quiet Operation

- Rotary screw technology
- Sound enclosure helps in noise reduction



Pressurized canopy and pre filter - unique design feature

- Pre filter avoids any dust entry inside the canopy
- Pre filter maintains cleanliness inside canopy
- Pre filter enhances suction filter element life
- Natural ventilation passage provides smooth and consistent flow of cool ambient air
- Pressurized canopy interior avoids any suction pressure drop decreases compressor ratio



IVR

The IVR Drive in the compressor, which electronically adjusts the motor's rotation speed, only consumes the energy needed to produce the compressed air required by your application

IVR saves over 35% power and thus ensures faster payback

- Built-in IVR drive for maximum reliability
- Factory tested machine at critical speed to minimize vibration/resonance risk
- Eliminates unloading power to almost 0%
- Regulates pressure within 0.1 bar.
- Assures constant power factor
- Assures reduced carbon dioxide emissions helping save the environment

Life Cycle Cost

Fixed Speed



IVR



- Installation 1%
- Maintenance 4%
- Investment 7%
- Electrical Consumption 88%

- Installation 2%
- Maintenance 2%
- Investment 10%
- Electrical Consumption 57%
- Savings 28%

Reducing electricity consumption means:

- ▶ Lower power costs = **SAVINGS**
- ▶ Lower power consumption = **ENVIRONMENTAL FRIENDLINESS**



ES 99

24x7 Compressor surveillance
User friendly

Combination Cooler

Extra wide for efficient cooling

Product Features
100% Factory tested & Certified

CPA Unit performance

Pre-filter panel

Breathes in dust free air

Wind Duct with fan

Guides air flow through the compressor

Flexible Drive

Reliable & Relentless operation

Electric motor

Optimized for consistent performance

Element with IV housing

Compact & Strong
- BUILT TO LAST

Oil Separation System

3 Stage Effective oil separation

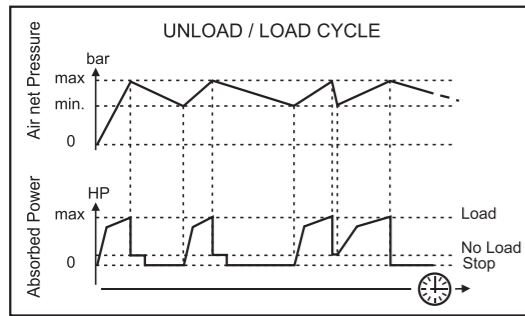
Monitors power management

Power House

Energy Saving with Electronic Regulation



Energy Saving

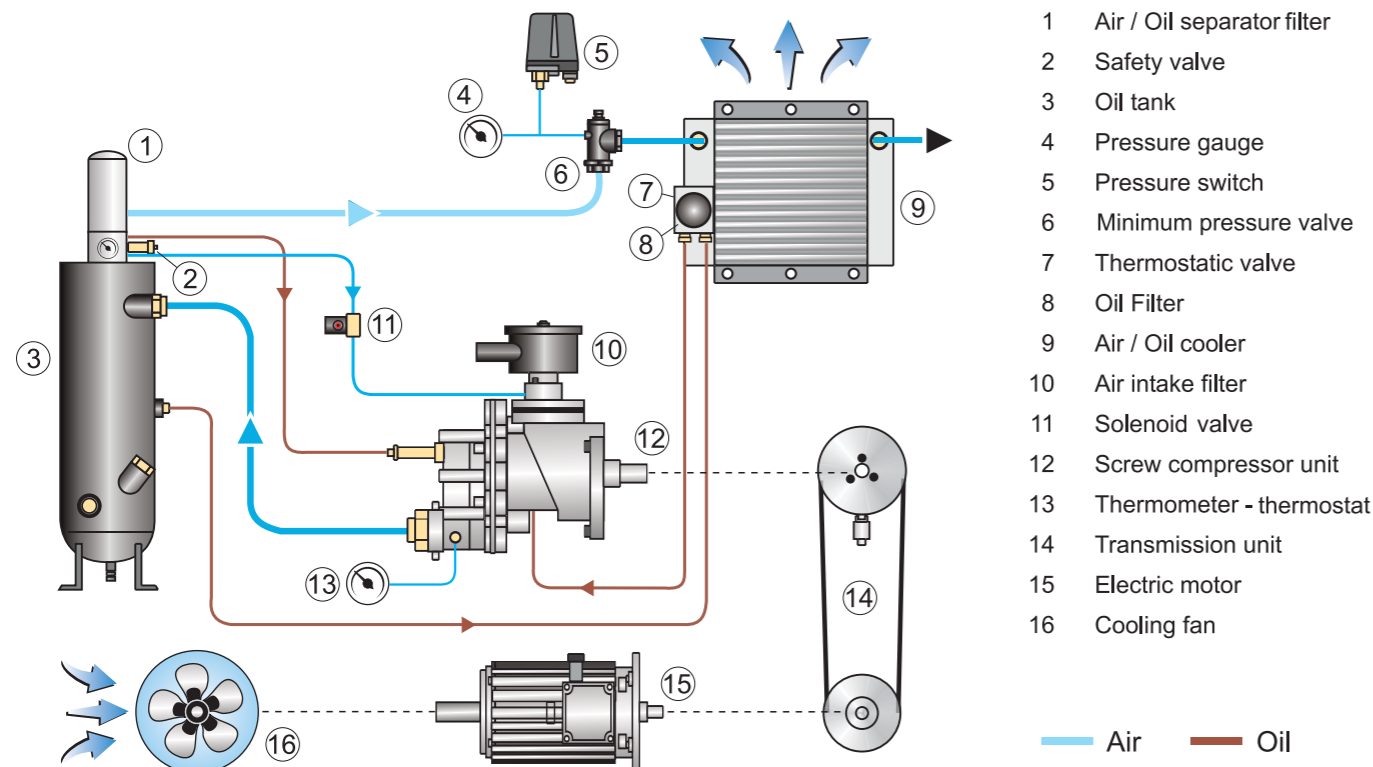


Electronic Regulation

The ES 99 electronic controller groups all the command controls and alarms of the machine.

This device allows management of all running and control functions of the machine; eliminating need for supervision during working.

Flow Diagram



Product Variants - CPA Range

- CPA Floor Mount**
- Small foot print
 - Plug to existing receiver



- CPVR**
- Built in IVR drive
 - Saves upto 35% power



- CPA Tank Mounted (300 or 500 L tank)**
- 300 series - for steady air demand
 - 500 series - for fluctuating air demand



- CPA Tank Mounted with Dryer**
- 300 series- for moisture free application (with dryer)
 - 500 series - for moisture free and oil free application (with dryer and filter)



Technical Data

Model	in bar G	HP	kW	Capacity		Noise dB (A)	End Connection	Weight in kg.	L W H in m.m.
				Cu. m/min	CFM				
CPA 7.5/7	7	7.5	5.5	0.85	30	68	3/4"	195 FM* Version 695 TM* Version 725 TMD* Version	Floor Mounted Version 965 x 617 x 1040 Tank Mounted Version : 1925 x 617 x 1640
CPA 7.5/10	10	7.5	5.5	0.63	22				
CPA 10/7	7	10	7.5	1.17	42				
CPA 10/10	10	10	7.5	1.00	35	68	3/4"	215 FM* Version 715 TM* Version 740 TMD* Version	
CPA 10/13	13	10	7.5	0.79	28				
CPA 15/7	7	15	11	1.65	58				
CPA 15/10	10	15	11	1.40	50	68	3/4"	230 FM* Version 730 TM* Version 765 TMD* Version	
CPA 15/13	13	15	11	1.21	43				
CPA 20/7	7	20	15	2.00	71				
CPA 20/10	10	20	15	1.79	63	68	3/4"	235 FM* Version 735 TM* Version 770 TMD* Version	
CPA 20/13	13	20	15	1.47	52				
Model	in bar G	HP	kW	Capacity (CFM)		Noise dB (A)	End Connection		Weight in kg.
CPVR 15/7	7	15	11	23	58			68	
CPVR 15/10	10	15	11	20	50				
CPVR 15/13	13	15	11	17	43				

Note : 1. Unit performance measured according to ISO 1217 Ed 3 Annex C. 1996.
2. Noise level measured according to ISO2151 / Pneurop / CAGI PN8NTC2.
3. Receiver capacity options are 300/500ltrs.

FM : Floor Mounted
TM : Tank Mounted
TMD : Tank Mounted with Dryer